

Age by Sex Profile

Arkansas
 Arkansas (05)
 Geography: State

prepared by ASBTDC

Summary	Census 2020	2023	2028	2023-2028 Change	2023-2028 Annual Rate
Population	3,011,524	3,055,695	3,091,301	35,606	0.23%
Households	1,199,395	1,220,623	1,240,765	20,142	0.33%
Average Household Size	2.44	2.44	2.42	-0.02	-0.16%
Median Age	38.8	39.4	40.3	0.9	0.45%
Median Male Age	37.6	38.3	39.2	0.9	0.47%
Median Female Age	40.0	40.6	41.6	1.0	0.49%

Total Population by Age	Census 2020		2023		2028	
	Number	Percent	Number	Percent	Number	Percent
Total	3,011,524	100.0%	3,055,695	100.0%	3,091,301	100.0%
0 - 4	179,575	6.0%	179,595	5.9%	181,395	5.9%
5 - 9	192,794	6.4%	189,678	6.2%	186,223	6.0%
10 - 14	205,837	6.8%	190,806	6.2%	195,665	6.3%
15 - 19	204,915	6.8%	191,230	6.3%	194,475	6.3%
20 - 24	198,109	6.6%	192,370	6.3%	189,829	6.1%
25 - 29	188,836	6.3%	198,607	6.5%	184,162	6.0%
30 - 34	190,366	6.3%	209,240	6.8%	191,147	6.2%
35 - 39	190,363	6.3%	201,033	6.6%	208,849	6.8%
40 - 44	180,881	6.0%	191,653	6.3%	198,721	6.4%
45 - 49	179,591	6.0%	173,788	5.7%	190,708	6.2%
50 - 54	179,547	6.0%	177,638	5.8%	171,568	5.6%
55 - 59	199,529	6.6%	188,686	6.2%	175,669	5.7%
60 - 64	192,314	6.4%	195,915	6.4%	182,755	5.9%
65 - 69	170,037	5.6%	184,386	6.0%	187,471	6.1%
70 - 74	142,683	4.7%	157,635	5.2%	165,167	5.3%
75 - 79	98,695	3.3%	108,888	3.6%	131,933	4.3%
80 - 84	62,518	2.1%	66,509	2.2%	86,526	2.8%
85+	54,934	1.8%	58,038	1.9%	69,038	2.2%
18+	2,312,273	76.8%	2,386,865	78.1%	2,416,865	78.2%
21+	2,185,744	72.6%	2,262,770	74.1%	2,292,080	74.1%

Total Population by Age Dependency	Census 2020		2023		2028	
	Number	Percent	Number	Percent	Number	Percent
Total	3,011,524	100.0%	3,055,695	100.0%	3,091,301	100.0%
Child (<18)	699,251	23.2%	668,830	21.9%	674,436	21.8%
Working-Age (18-64)	1,783,406	59.2%	1,811,409	59.3%	1,776,730	57.5%
Senior (Age 65+)	528,867	17.6%	575,456	18.8%	640,135	20.7%
Child Dependency Ratio	39.2	-	36.9	-	38.0	-
Age Dependency Ratio	68.9	-	68.7	-	74.0	-
Senior Dependency Ratio	29.7	-	31.8	-	36.0	-

Data Note: Detail may not sum to totals due to rounding. Dependency ratios represent the number of dependents per 100 persons of the working-age population aged 18 to 64.

Source: Esri forecasts for 2023 and 2028. U.S. Census Bureau 2020 decennial Census data.

Age by Sex Profile

Arkansas
Arkansas (05)
Geography: State

prepared by ASBTDC

Male Population by Age	Census 2020		2023		2028	
	Number	Percent	Number	Percent	Number	Percent
Total	1,476,498	100.0%	1,513,865	100.0%	1,529,116	100.0%
0 - 4	91,817	6.2%	91,198	6.0%	92,370	6.0%
5 - 9	98,771	6.7%	97,010	6.4%	94,983	6.2%
10 - 14	105,410	7.1%	97,395	6.4%	100,242	6.6%
15 - 19	104,171	7.1%	97,668	6.5%	99,381	6.5%
20 - 24	99,423	6.7%	97,979	6.5%	96,554	6.3%
25 - 29	94,401	6.4%	102,524	6.8%	93,882	6.1%
30 - 34	94,367	6.4%	106,725	7.0%	98,405	6.4%
35 - 39	94,212	6.4%	101,780	6.7%	105,749	6.9%
40 - 44	89,728	6.1%	96,669	6.4%	100,364	6.6%
45 - 49	88,851	6.0%	86,876	5.7%	95,752	6.3%
50 - 54	88,826	6.0%	88,389	5.8%	85,310	5.6%
55 - 59	97,088	6.6%	92,839	6.1%	86,374	5.6%
60 - 64	92,250	6.2%	95,586	6.3%	89,009	5.8%
65 - 69	80,335	5.4%	87,905	5.8%	90,103	5.9%
70 - 74	66,374	4.5%	73,872	4.9%	77,656	5.1%
75 - 79	44,166	3.0%	49,483	3.3%	59,624	3.9%
80 - 84	26,727	1.8%	28,780	1.9%	37,266	2.4%
85+	19,581	1.3%	21,187	1.4%	26,092	1.7%
18+	1,118,227	75.7%	1,172,127	77.4%	1,184,137	77.4%
21+	1,054,844	71.4%	1,109,577	73.3%	1,121,215	73.3%

Female Population by Age	Census 2020		2023		2026	
	Number	Percent	Number	Percent	Number	Percent
Total	1,535,026	100.0%	1,541,830	100.0%	1,562,185	100.0%
0 - 4	87,758	5.7%	88,397	5.7%	89,025	5.7%
5 - 9	94,023	6.1%	92,668	6.0%	91,240	5.8%
10 - 14	100,427	6.5%	93,411	6.1%	95,423	6.1%
15 - 19	100,744	6.6%	93,562	6.1%	95,094	6.1%
20 - 24	98,686	6.4%	94,391	6.1%	93,275	6.0%
25 - 29	94,435	6.2%	96,083	6.2%	90,280	5.8%
30 - 34	95,999	6.3%	102,515	6.6%	92,742	5.9%
35 - 39	96,151	6.3%	99,253	6.4%	103,100	6.6%
40 - 44	91,153	5.9%	94,984	6.2%	98,357	6.3%
45 - 49	90,740	5.9%	86,912	5.6%	94,956	6.1%
50 - 54	90,721	5.9%	89,249	5.8%	86,258	5.5%
55 - 59	102,441	6.7%	95,847	6.2%	89,295	5.7%
60 - 64	100,064	6.5%	100,329	6.5%	93,746	6.0%
65 - 69	89,702	5.8%	96,481	6.3%	97,368	6.2%
70 - 74	76,309	5.0%	83,763	5.4%	87,511	5.6%
75 - 79	54,529	3.6%	59,405	3.9%	72,309	4.6%
80 - 84	35,791	2.3%	37,729	2.4%	49,260	3.2%
85+	35,353	2.3%	36,851	2.4%	42,946	2.7%
18+	1,194,046	77.8%	1,214,738	78.8%	1,232,728	78.9%
21+	1,130,900	73.7%	1,153,193	74.8%	1,170,865	75.0%

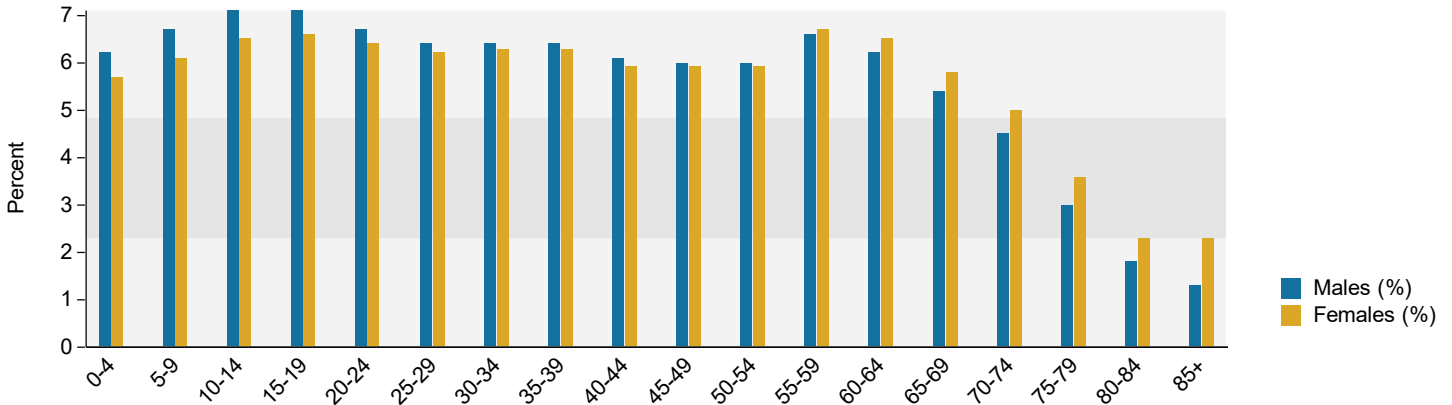
Source: Esri forecasts for 2023 and 2028. U.S. Census Bureau 2020 decennial Census data.

Age by Sex Profile

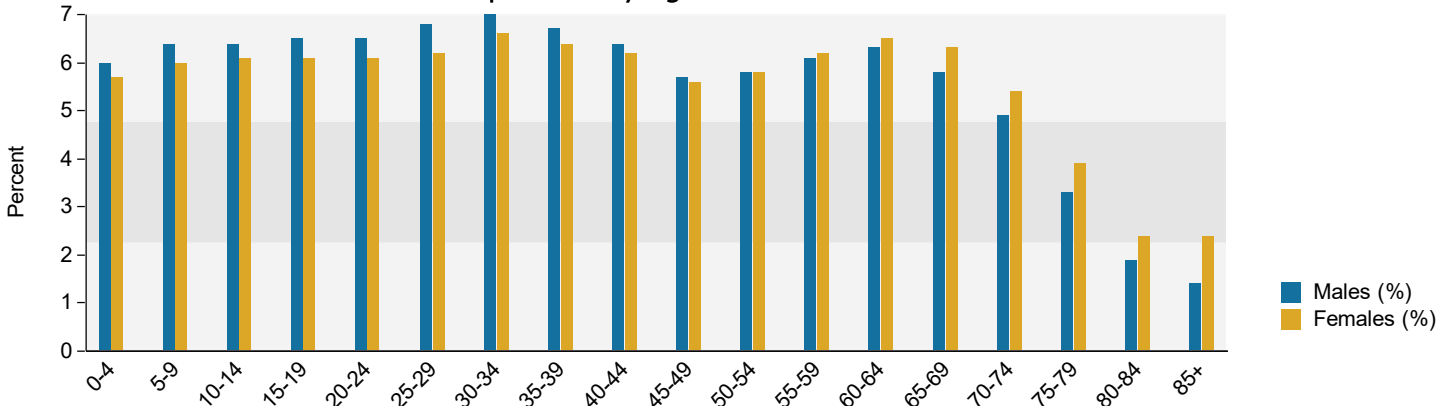
Arkansas
 Arkansas (05)
 Geography: State

prepared by ASBTDC

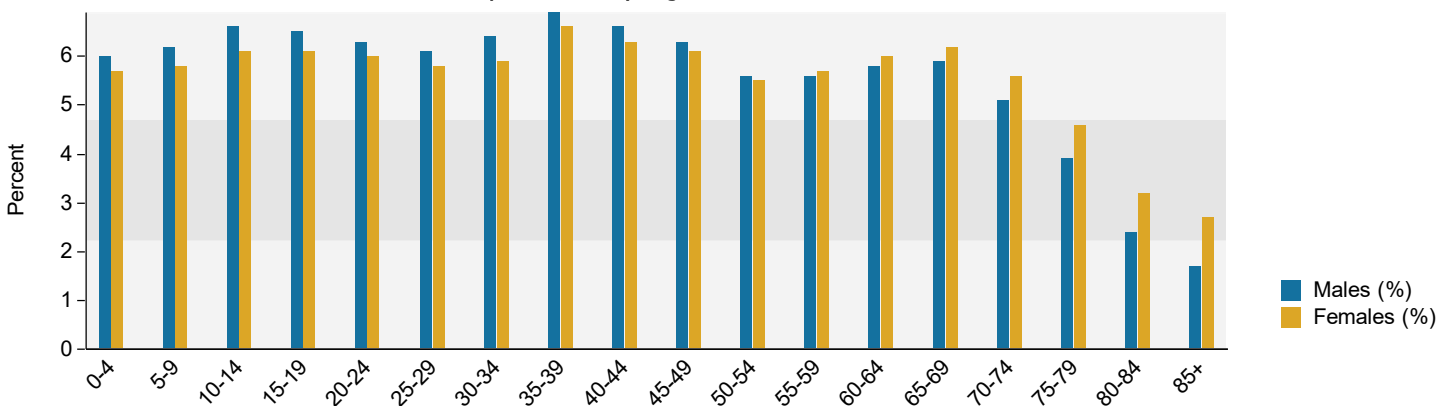
Census 2020 Population by Age and Sex



2023 Population by Age and Sex



2028 Population by Age and Sex



Source: Esri forecasts for 2023 and 2028. U.S. Census Bureau 2020 decennial Census data.